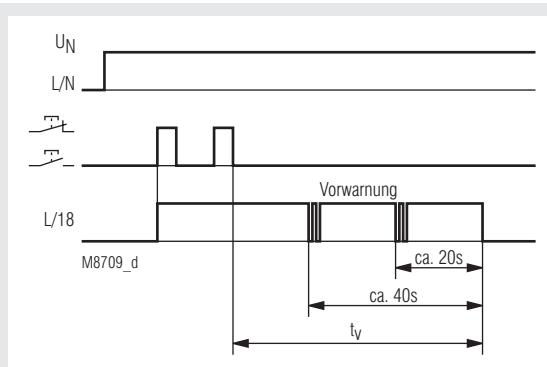


## MINITIMER Time Switch With Pre-Warning RK 8810/002



- According to EN 60669
- Setting range 0.5 ... 10 min.
- For 4-wire circuit L on push button and 3-wire circuit N on push button
- Can be retriggered
- With pre-warning shortly before end of time delay
- Switch for continuous light on unit
- Contact: 16 A
- Width 17.5 mm

### Function Diagram



### Approval and Marking



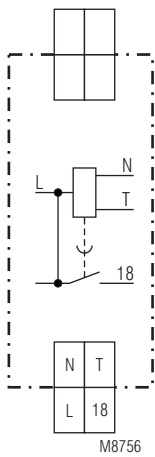
### Application

Staircase lighting time switch with prewarning

### Function

The timing is retriggerable, i.e. if the push button is pressed again during timing the adjusted delay time starts again without interruption. A short time before end of timing the light flashes shortly to indicate that the light will go off.

### Circuit Diagram



RK 8810.41/002

### Notes

Unit and push button have to be connected to the same phase (see connection diagram) The output contact is not volt free.

### Technical Data

#### Time circuit

**Time range:** 0.5 ... 10 min  
**Repeat accuracy:** < 1 % of setting value

#### Input

**Nominal voltage  $U_N$ :** AC 230 V  
**Voltage range:** 0.9 ... 1.1  $U_N$   
**Nominal consumption:** approx. 5 VA  
**Nominal frequency:** 50 / 60 Hz  
**Permitted residual current caused by glow lamps in the push buttons:** max. 50 glow lamps à 1 mA  
**Min. pulse duration:** 30 ms

## Technical Data

### Output

<b>Contacts:</b>	1 NO contact, delay	
<b>Contact opening gap:</b>	> 3 mm	
<b>Thermal current <math>I_{th}</math>:</b>	16 A	
<b>Switching capacity with lamp load</b>	Fluorescent lamp load	
Duo switching:	(series compensated)	
	2 x 20 lamps with 58 W each	
Glow lamp load:	2000 W	
<b>Short circuit current strength:</b>	> 700 A	
<b>Short circuit strength max. fuse rating:</b>	16 AgL	IEC/EN 60 947-5-1
<b>Mechanical life:</b>	> 10 <sup>6</sup> switching cycles	

### General Data

<b>Nominal operating mode:</b>	impulse operation / continuous operation	
<b>Temperature range:</b>	- 20 ... + 50°C	
<b>Clearance and creepage distances</b>	rated impuls voltage / pollution degree:	
	4 kV / 2	IEC 60 664-1
<b>EMC</b>	Electrostatic discharge (ESD):	
	8 kV (air)	IEC/EN 61 000-4-2
	Fast transients:	2 kV IEC/EN 61 000-4-4
	Surge voltages between wires for power supply:	1 kV IEC/EN 61 000-4-5
	between wire and ground:	2 kV IEC/EN 61 000-4-5
	Interference suppression:	Limit value class B EN 55 011
<b>Degree of protection:</b>	Housing:	
	IP 40	IEC/EN 60 529
	Terminals:	IP 20 IEC/EN 60 529
<b>Enclosure:</b>	Thermoplast with V0-behaviour according to UL subj. 94	
<b>Vibration resistance</b>	Amplitude 0,35 mm frequency 10 ... 55 Hz IEC/EN 60 068-2-6	
<b>Climate resistance:</b>	20 / 050 / 04 IEC/EN 60 068-1	
<b>Terminal designation:</b>	EN 50 005	
<b>Wire connection:</b>	0.5 ... 6 mm <sup>2</sup> solid or 0.5 ... 4 mm <sup>2</sup> stranded wire with sleeve DIN 46 228-1/-2/-3/-4	
<b>Wire fixing:</b>	Box terminal with wire protection	
<b>Mounting:</b>	DIN rail IEC/EN 60 715	
<b>Weight:</b>	approx. 80 g	

### Dimensions


**Width x Height x Depth:** 17.5 x 90 x 66 mm

### Standard Type

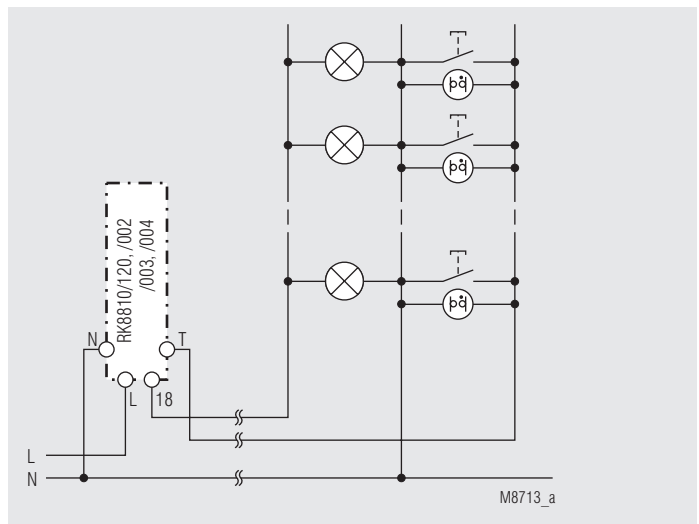
RK 8810.41/002	AC 230 V	50 / 60 Hz	0.5 ... 10 min
Article number:	0058993		
• Output:	1 NO contact, delay		
• Nominal voltage $U_N$ :	AC 230 V		
• Timer range:	0.5 ... 10 min		
• Width:	17.5 mm		

### Ordering Example

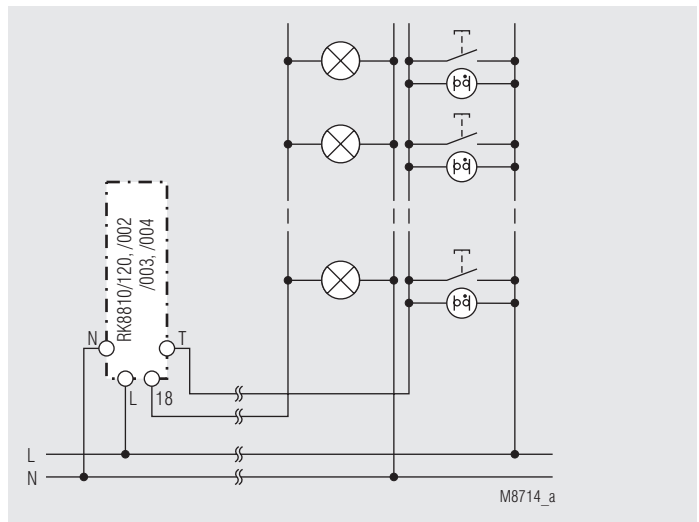
RK 8810 .41 /002 AC 230 V 50 / 60 Hz 0.5 ... 10 min



## Application Example



3-wire circuit N on push button



4-wire circuit L on push button